

План-конспект открытого урока по английскому языку
в 6 классе в ГБОУ СОШ с. Зуевка, проведенного
18.12.2014г.

Тема урока: "Special Day"

Цель урока: развитие языковой компетенции учащихся.

Задачи:

1. *Обучающие:* освоить новые лексические единицы по теме во всех видах речевой деятельности; научиться вести разговор о времени и дате; освоить образование порядковых числительных.
2. *Развивающие:* развивать умения во всех видах речевой деятельности; развивать познавательные интересы за рамками урока.
3. *Воспитательные:* воспитывать культуру поведения через освоение норм этикета (приглашение на праздник).
4. *Креативные:* развивать умение красочного, необычного оформления календаря.
5. *Здоровьесберегающие:* создание психологического комфорта участников образовательного процесса.

УМК: учебник «Spotlight-6»(Student's book) авторы Ю.Е. Ваулина, Дж. Дули, О.Е. Подоляко, В.Эванс, class CD к учебнику.

Оснащение урока: доска, интерактивная доска, компьютер, мультимедийный проектор, презентации, раздаточный материал (flashcards).

Время урока: 40 минут

План урока

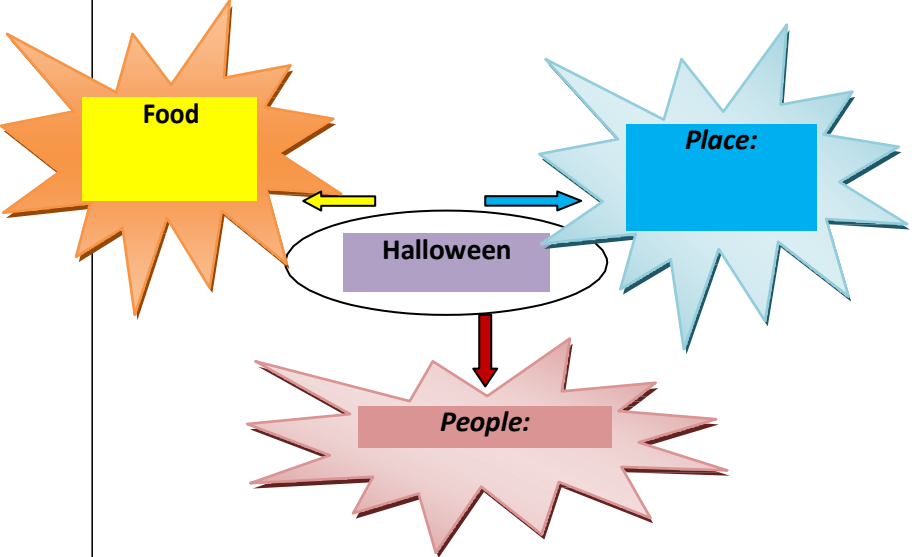
- I. Организационный момент.
 - 1.1. Целеполагание
- II. Фонетическая зарядка.
- III. Развитие навыков аудирования.
- IV. Обучение навыкам просмотрового и поискового чтения.
- V. Обучение навыкам письма (приглашение).
- VI. Семантизация лексики по теме.
 - 6.1. Повторение порядковых числительных.
- VII. Физ. минутка
- VIII. Обучение навыкам говорения.




IX. Обучение навыкам монологической речи (настоящее длительное время, фразовый глагол “ to make “ и “ to do”).

X. Подведение итогов: оценка работы учащихся, домашнее задание

Ход урока

<p>I.Орг.момент [T] [T→P1] ↓ P2 2 мин</p>	<p>T: Good afternoon, children. I’m glad to see you. Sit down, please. Let’s start our lesson. How are you today, Masha? M: I’m fine, thank you. T: How are you doing, Artyom? D: Good, thank you. T: Who is absent today? P1:</p>
<p>1.1 Целеполагание, мотивация учащихся на дальнейшее изучение темы, активизация изученной ранее тематической лексики, обратить внимание учащихся на заголовки. 1 мин</p>	<p>T: Children, today we are going to speak about special days and activities in our country and you have to prepare a speech about it. We’ll repeat Present Continuous Tense and ordinal numbers.</p>
<p>II.Фонетическая зарядка. [T → Class] 2 мин</p>	<p>T:Look at the blackboard and repeat after me. [i:]heat, seek [i]hit, sick [I:]leave, feet [i]live, fit He leaves for work early because he lives far. Fit those shoes on to your feet. T:Find the odd word: Week, see, green, bee, letter. Fish, sit, swim, film, fine.</p>
<p>III. Обучение аудированию. [T↔ P1(P2)] (через составление</p>	<p>T: Listen to the text about Halloween and say what you think is happening at the party. (звучит запись ex3 p. 48)Now let’s fill in our cluster. (заполняют кластер все вместе, устное обсуждение)</p>

<p>кластера) 4 мин</p>	<p>P1: People are having fun, playing games, eating food. T: Are Pete and Tess in the same place? P2: No, Pete says that he'll see Tess in ten minutes.</p> 										
<p>IV.Обучение чтению. (просмотровое, поисковое) Задача: [T→P1] ↓ P2 4 мин</p>	<p>T: Now let's read the text and find three names of games, two types of food, two types of costumes. P1: Bobbing for apples, musical chairs, pin the tail on the donkey. T: That's true. What about the food? P2: Pumpkin pie, toffee apples. T: OK! You are right! Can you find the types of costumes? P3: Witch costume, Frankenstein costume.</p>										
<p>V.Обучение письму. Задача: научить делать заметки для устного пересказа, развитие умений переноса языковых знаний и речевых умений на свой культурный очаг. [T→P1→P2...] 5 мин</p>	<p>T: Dear boys and girls, imagine you want to prepare a speech about special day in our country. Complete the notes about this day. (привлекаем опыт учащихся в работе над устным сообщением на родном языке). For example:</p> <table border="1" data-bbox="612 1610 1347 1957"> <tr> <td>Name:</td> <td>City Day (Neftegorsk)</td> </tr> <tr> <td>Date/Season:</td> <td>The 1st Sunday in October</td> </tr> <tr> <td>Country:</td> <td>Russia</td> </tr> <tr> <td>Activities/Food:</td> <td>Have concerts and parades, decorate Streets, fireworks display.</td> </tr> <tr> <td>Feelings:</td> <td>Happy, excited.</td> </tr> </table> <p>T: And now children, I'll give you cards and you should fill them in.</p>	Name:	City Day (Neftegorsk)	Date/Season:	The 1 st Sunday in October	Country:	Russia	Activities/Food:	Have concerts and parades, decorate Streets, fireworks display.	Feelings:	Happy, excited.
Name:	City Day (Neftegorsk)										
Date/Season:	The 1 st Sunday in October										
Country:	Russia										
Activities/Food:	Have concerts and parades, decorate Streets, fireworks display.										
Feelings:	Happy, excited.										

	<p>Name: Date/season: Country: Activities/Food: Feelings:</p> <p>T: Ann, are you ready? What can you say about your special day? P: Well, I think it is International Women's day. It is celebrated in Russia in spring. On that day women get presents and men try to do everything about the house. T: Thank you.</p>
<p>VI. Семантизация лексики по теме.</p> <p><i>1) Задача:</i> повторение изученных и введение слов по теме "Праздники". Обсуждение праздников, изображенных на картинках, повторение порядковых числительных, в том числе в составе дат, отработка в речи. [T→P1→P2→P3] 3 мин</p>	<p>T: Sasha, what is your favourite holiday? S: New Year Day. T: When is it? P1: It is on the 31st of December. T: What do people do on that day? P2: They have a special dish; make cakes, sing and dance. T: OK! That's very good. We have a lot of activities during the holiday. Do you know any? P1:..... P2:..... Now you will match activities to the pictures. (работают с интерактивной доской) Exchange gifts wear costumes offer flowers and sweets eat traditional food watch parades watch a firework display</p> <p>1 </p> <p>2 </p> <p>3 </p>



4



5

1. St Patrick's Day(17th March)
2. Valentine's Day(14th February)
3. Thanksgiving Day(4th Thursday of November)
4. Halloween(31st October)
5. Guy Fawkes Day(5th November)

T: When is St Patrick's Day?

P3: It is on the 17th March.

T: What do people do on that day?

P4: They watch parades.

2)задача:
повторение и
введение сложных
порядковых
числительных
5 мин

T: Look at the ex. 3p.16. What kind of numerals are these?

P1: I don't know.

T: We have cardinal (количественные) and ordinal (порядковые) numbers. You've already known cardinal ones. Now it's time to know the ordinals.

For example: I have thirty-one books.

or This is my thirty-first book in the collection.

Do you see the deference?

Ps: Yes, we do.

T: Pay attention how do we form ordinal numerals.
(презентация 2, см. приложение)

We add the suffix **-th**

Ex. Twenty- six**th**

But: twenty- *first*

twenty-*second*

twenty-*third*

twenty-*fifth*

(обратить внимание, что сложные числительные пишутся через дефис)

T: Listen and repeat. (запись № 13)

T: Let's check how you can form ordinal numbers.

(раздаются карточки для закрепления материала)

	<p>Write the ordinal numbers.</p> <ul style="list-style-type: none"> • One – _____ • Three – _____ • Six – _____ • Five – _____ • Nine – _____ • Twelve – _____ • Twenty – _____ • Thirty-three – _____
<p>VIII. 1)Обучение говорению: 7 мин <i>Задача:</i> повторение лексических единиц, грамматического времени Present Continuous в вопросительной и отрицательной формах, Тренировка употребления Present Continuous в речи. [T → class] [P1 → P2 → P3 → P4]</p>	<p>T: How do we form the negative form of the Present Continuous? Can you give examples? P4: She isn't dancing. P5: We aren't singing. T: What about interrogative form? P6: Are you dancing? P7: Is he eating? T: You're absolutely right. Now let's do ex.8 p.49. You should ask and answer questions about the picture. P8: Is Sam playing music? P9: No, he isn't. He's drinking Coke. P4: Are Liz and Steve taking pictures? P1: No, they aren't. P5: Are the clowns holding balloons? P2: Yes, they are.</p>
<p>IX. Обучение навыкам монологической речи. <i>Задача:</i> закрепление Present Continuous Tense, освоение опроса, работа</p>	<p>(На доске написаны в качестве заголовков слова to make и to do) T: Children, can you tell me the difference between to make something and to do something. To make means to produce something (изготавливать, производить). To do means to perform an action (выполнять действие). Now you should fill in make or do.</p>

<p><i>над слово-сочетаниями с глаголами To take и to do. Составление пятистиший.</i></p> <p>5 мин</p>	<p>1.....the decorations 2.....the dusting 3.....your homework 4.....a phone call 5.....the gardening 6.....tea 7.....a special dish 8.....the washing-up 9.....the shopping 10.....a cake</p> <p>T: What are the people in the picture doing?(выполняют устно упр.1 с.46)</p> <p>T:And now our favourite task is to create and write down your own rhymes about a Special day. Do you remember the rules of writing? Ps' answers:</p> <p>Holidays Merry, happy Dancing and smiling people I spend time with friends Happiness.</p> <p>Holidays Funny,relaxing Singing,eating,sleeping People walk in the street Presents.</p>
<p>X. Подведение итогов: оценка работы учащихся, домашнее задание.</p> <p>2 мин</p>	<p>T: Dear boys and girls thank you very much. You've worked hard. What have you learnt during our lesson? P4: About special days. P6: We repeat ordinal numbers and Present Continuous Tense. T: As you work hard you get excellent marks. Write down your homework. You should write an invitation card for a special day.</p>



T: The lesson is over. Good bye.

Ps: Good bye.